SSQ-275

STANDING SEAM ROOFING PANEL

PACIFIC BUILDING SYSTEMS

INTRODUCING **OUR NEW** ROLL FORMED ROOFING PANEL

The **SSQ 275** is our standard roofing panel. It offers a unique interlocking panel profile system that is stronger than many of the double-lock systems in the industry.
The SSQ 275 metal panel is easy to install, making it ideal for a wide variety of architectural, agricultural, commercial, and industrial applications.

SSQ-275 PANEL FEATURES

- Coverage Width - 17.5”
- Gauge - 24
- Height – 2”
- Minimum Slope – 1/2:12
- Panel Attachment –
- Concealed Fastening System
- Clip Relief & Minor Rib Striation to prevent oil canning
- Contact PBS for Color Options

ON-SITE ROLL-FORMED
Eliminate crating and shipping fees!
Save on your project’s budget.

EASE OF INSTALLATION
Can be seamed on the jobsite quickly and easily.
Seamer rental available at our website.

ADDED SEAM STRENGTH
Designed to be snap-locked and mechanically seamed for superior strength and durability.



UL580 Class 90 Wind Uplift Rated

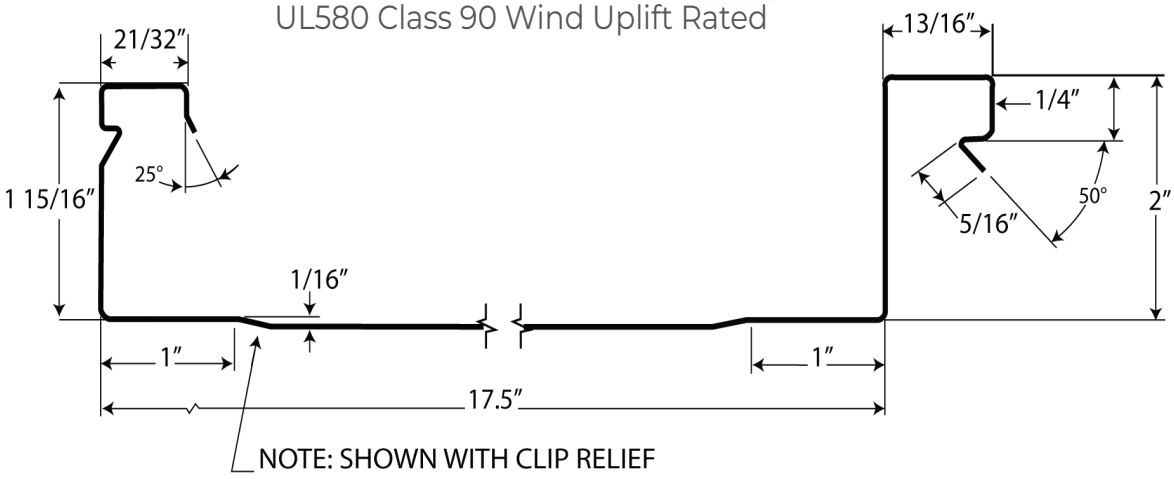

SEAM DETAIL

Scan the QR code to learn more

503 981-9581

2100 N. Pacific Hwy.
Woodburn, OR 97071

www.pbsbuildings.com

PACIFIC BUILDING SYSTEMS

SSQ-275

STANDING SEAM ROOFING PANEL

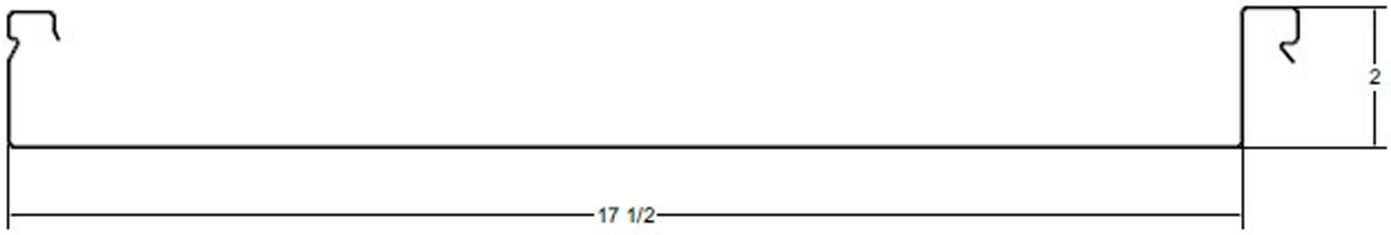

SECTION PROPERTIES								
			POSITIVE BENDING			NEGATIVE BENDING		
PANEL GAUGE	Fy (KSI)	WEIGHT (PSF)	Ix (IN.4/FT.)	Se (IN.3/FT.)	Ma (KIP-IN.)	Ix (IN.4/FT.)	Se (IN.3/FT.)	Ma (KIP-IN.)
24	50	1.25	0.1529	0.0918	2.7463	0.0597	0.0532	1.5936

NOTES:
1. Section properties were computed in accordance with the 2012 edition of the North American Specification For Design Of Cold-Formed Steel Structural Members.
2. Ix is for deflection determination.
3. Se is for bending.
4. Ma is allowable bending moment.
5. All values are for one foot of panel width.

		Allowable Uniform Loads (psf)								
Span Type	Load Type	Span in Feet								
		1.0	1.5	2.0	2.5	3.0	3.5	4.0	4.5	5.0
Single	Positive Wind/Live Load (L/180)	405.5	270.3	202.8	162.2	135.2	115.9	101.4	90.1	73.2
	Positive Wind/Live Load (L/240)	405.5	270.3	202.8	162.2	135.2	115.9	101.4	90.1	73.2
	ASTM E 1592 (Uplift)	135.2	123.1	111.1	99.1	87.1	75.1	63.0	51.0	39.0
2 Span	Positive Wind/Live Load (L/180)	311.7	207.8	155.8	124.7	103.9	86.7	66.4	52.5	42.5
	Positive Wind/Live Load (L/240)	311.7	207.8	155.8	124.7	103.9	86.7	66.4	52.5	42.5
	ASTM E 1592 (Uplift)	135.2	123.1	111.1	99.1	87.1	75.1	63.0	51.0	39.0
3 Span	Positive Wind/Live Load (L/180)	354.2	236.1	177.1	141.7	118.1	101.2	83.0	65.6	53.1
	Positive Wind/Live Load (L/240)	354.2	236.1	177.1	141.7	118.1	101.2	83.0	65.5	53.1
	ASTM E 1592 (Uplift)	135.2	123.1	111.1	99.1	87.1	75.1	63.0	51.0	39.0
4 Span	Positive Wind/Live Load (L/180)	340.8	227.2	170.4	136.3	113.6	97.4	77.5	61.2	49.6
	Positive Wind/Live Load (L/240)	340.8	227.2	170.4	136.3	113.6	97.4	77.5	61.2	49.6
	ASTM E 1592 (Uplift)	135.2	123.1	111.1	99.1	87.1	75.1	63.0	51.0	39.0

NOTES:
1. Allowable loads were computed in accordance with the 2012 edition of the North American Specification For Design Of Cold-Formed Steel Structural Members.
2. Allowable loads are based on uniform span lengths, Material thickness = .023", Design thickness = .0223", Fy = 50 ksi.
3. Positive Wind Load and Live Load is limited by bending, shear, combined shear & bending and web crippling and deflection of L/180 or L/240.
4. ASTM E 1592 Uplift includes a 2.0 factor of Safety
5. Panel Uplift Tested per ASTM E1592-01, Report #78-0260T-12, by Force Engineering & Testing, Inc.
6. The weight of the panel has not been deducted from the allowable loads.

503 981-9581
2100 N. Pacific Hwy.
Woodburn, OR 97071
www.pbsbuildings.com